


Select one option (①,②or③) to fit your needs

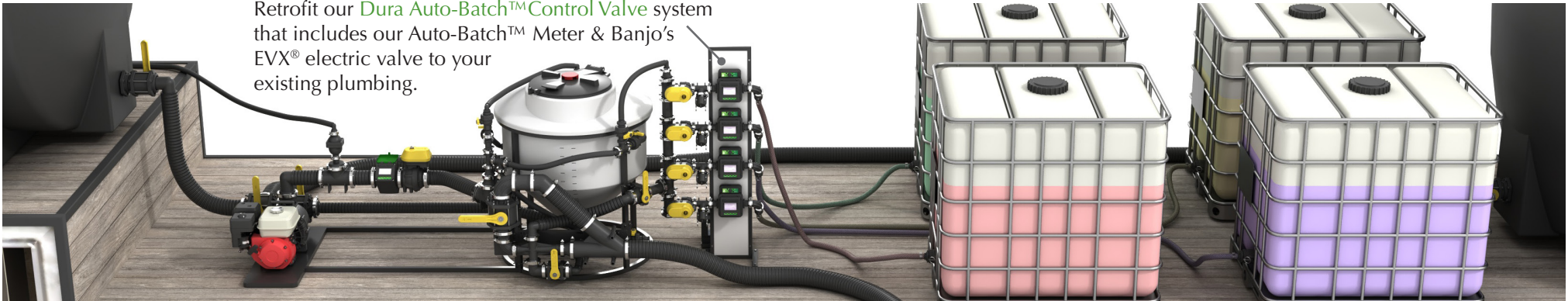
① **SPEED & EFFICIENCY**

Dura Auto-Batch™ Direct Injection loads multiple products simultaneously.




② **VENTURI DRIVEN SYSTEM, AUTOMATE IT**

Retrofit our Dura Auto-Batch™ Control Valve system that includes our Auto-Batch™ Meter & Banjo's EVX® electric valve to your existing plumbing.



③ **VISUALIZE PRODUCT FILL**

Dura Auto-Batch™ Easy Caddy is a semi-automatic herbicide transfer system.



# Dura Auto-Batch™ Direct Injection

The Dura Auto-Batch™ Direct Injection works by direct injecting multiple herbicides into the carrier flow while the sprayer is being filled. Fast. Simple. Safe.™



Increase PROFITABILITY



- Lowest cost automated sprayer filling system
- Filling your sprayer has never been easier or faster
- Reduces operator error and herbicide exposure
- Provides for recirculation, maximizing chemical performance
- Accurately dispenses repeatable batches
- Eliminates cross contamination

Video available at [www.DuraProducts.com/videos](http://www.DuraProducts.com/videos)

ORDERING INFORMATION		
PRODUCT #	QTY	DESCRIPTION
DPABS-6318**	1-4	Dura Auto-Batch™ System
Dura-ABS DI 2" Kit	1-4 1 PER DURA-ABS™	2" Accessory Kit
Dura-ABS DI 3" Kit		3" Accessory Kit
Dura-ABS DI 2" Gauge Kit	1	2" Gauge Kit
Dura-ABS DI 3" Gauge Kit		3" Gauge Kit
DP-P4040 DI	1	Direct Injection Frame

\*\*Available in 12V or 110V with Viton®, EPDM, or Silicone Seals

- Always turn pump off and disconnect system from power when not in use.
- Never leave unattended while in use.
- Always close manual valves at the bottom of the system when not in use.

Reduced our sprayer load time by more than 78%.

-Woodward Farms



## AUTOMATED FILL USING DURA AUTO-BATCH™ DIRECT INJECTION

Austin Woodward / Woodward Farms

Hagie STS12, 1200 Gallon Capacity, 3" Plumbing

### PRODUCTS DIRECT INJECTED

Atrazine 4L	27.5 gal per fill	1 qtA
Durango DMA	20.5 gal per fill	1.5 ptA
Class Act NG	20.5 gal per fill	1.5 ptA

### PRODUCTS INDUCTED

Callisto (added from 1 gal jug)
Zidua SC (added from 1 gal jug)
Interlock (added from 2.5 gal jug)

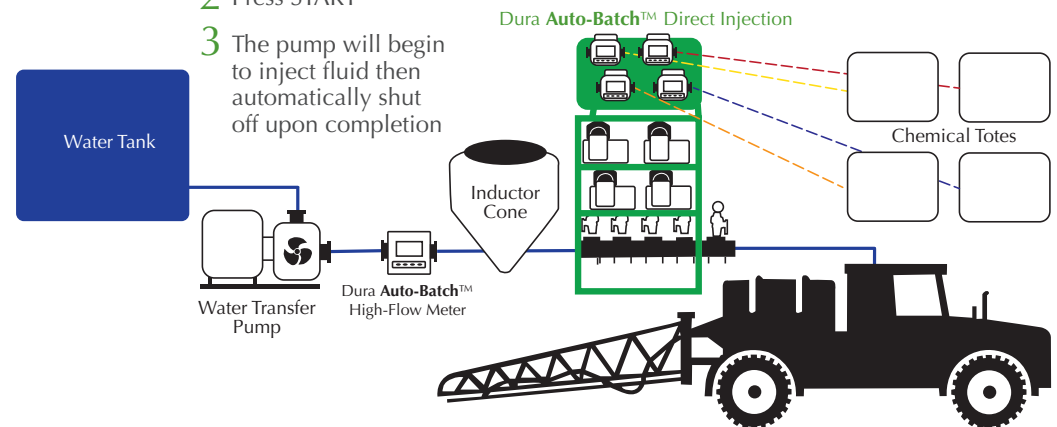
68.5 GALLONS OF PRODUCT INJECTED INTO CARRIER STREAM WITH DURA AUTO-BATCH™ DIRECT INJECTION

DURA AUTO-BATCH™ DIRECT INJECTION Time 3 minutes 45 seconds

Sprayer Fill Time 6 minutes 15 seconds

## How It Works

- 1 Select the volume desired
- 2 Press START
- 3 The pump will begin to inject fluid then automatically shut off upon completion

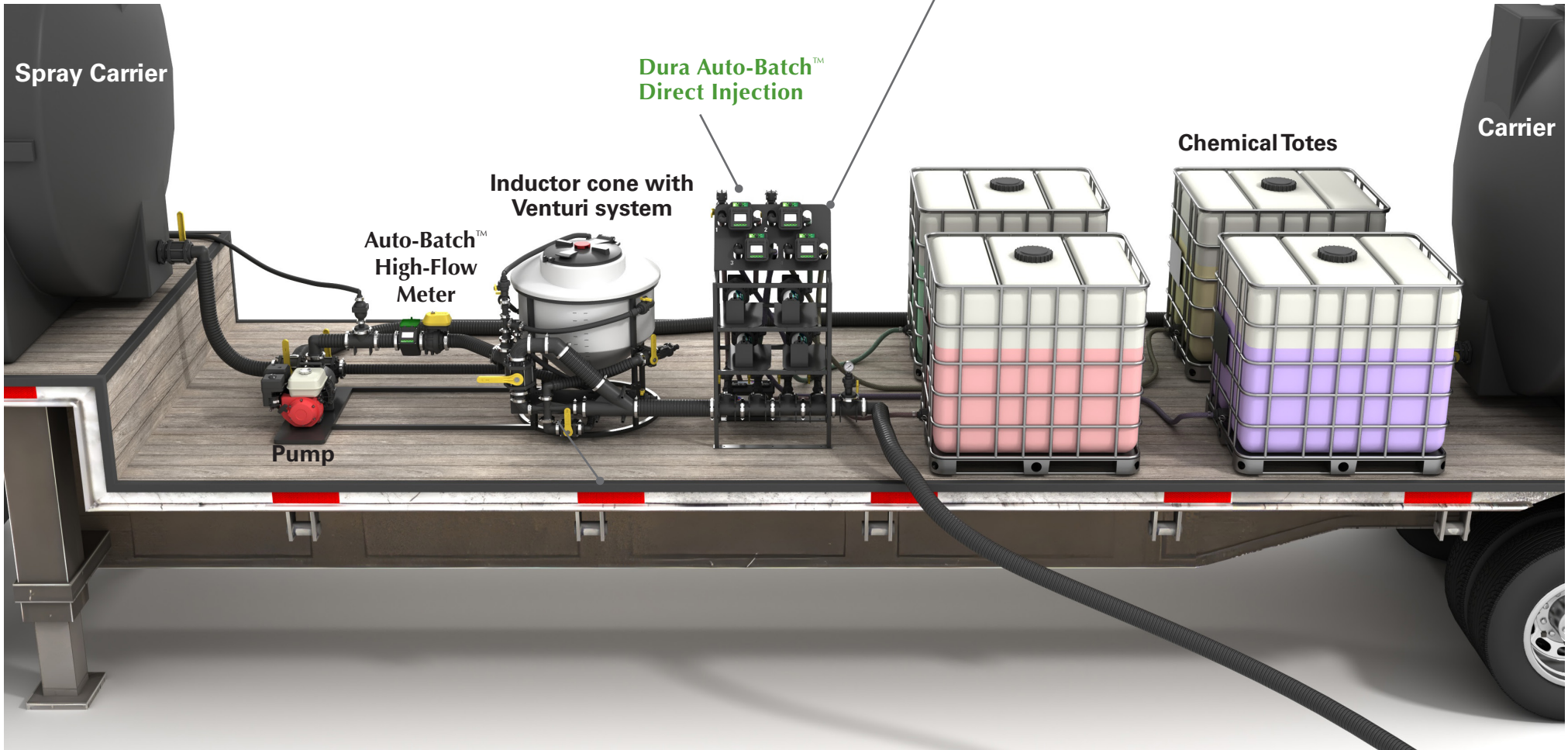




Separate the Dura Auto-Batch™ Direct Injection frame into 2 pieces; and mount the meters to be within easy reach from the ground.



The Dura Auto-Batch™ Direct Injection system is customizable, design it with any number of Auto-Batch™ systems, and expand it as needed.



# Dura Auto-Batch™ Control Valve and Banjo® EVX®

## VENTURI-BASED SYSTEM, AUTOMATE IT

Retrofit our Dura Auto-Batch™ Control Valve system to your existing plumbing that has the venturi-draw on the discharge side of pump and direct plumbed to suction side of main transfer pump. The system includes our Dura Auto-Batch™ Meter and Banjo's EVX® electric ball valve.



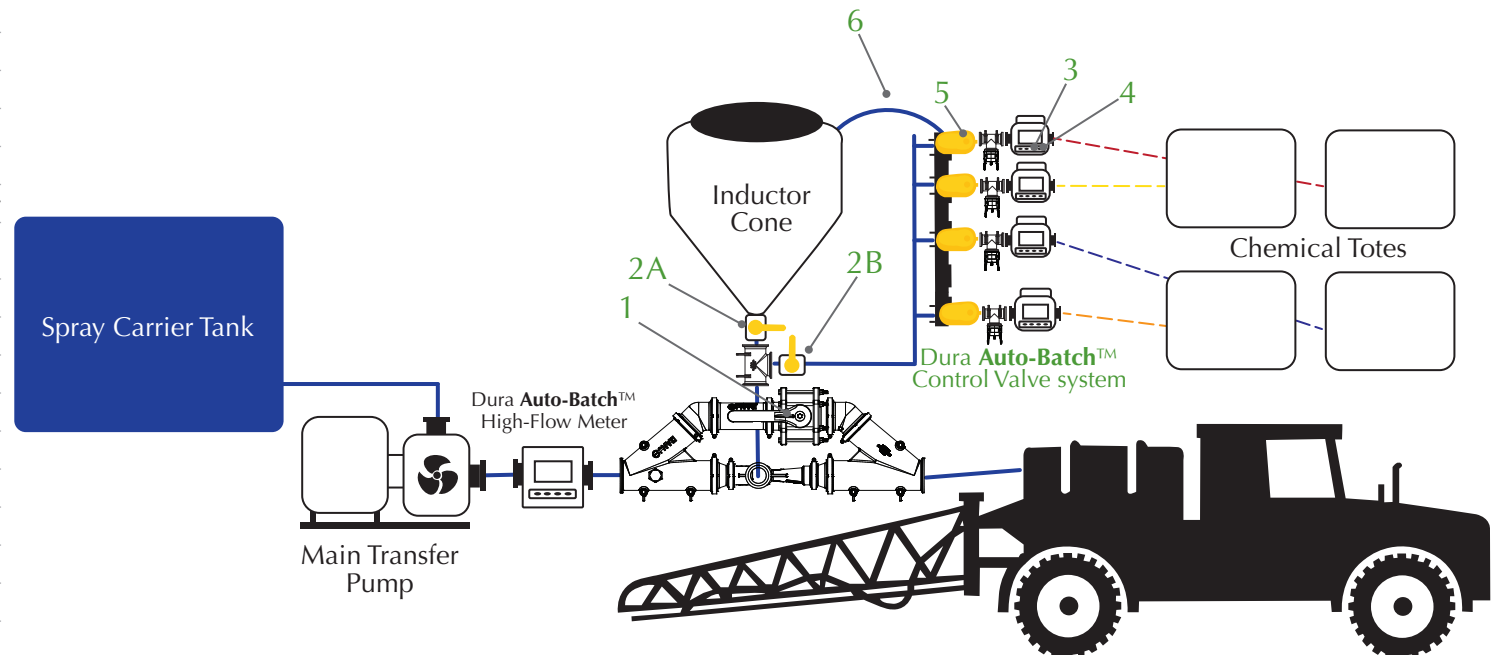
DURA-ABV™-B TECHNICAL SPECIFICATIONS	
Operating Temp	-10° F to 130° F, -23° C to 54° C
Flow Rate	2 to 22GPM, 7.5 to 83LPM
Meter Accuracy	+/- .5%
Backlit LCD Display	Yes; with back-light timeout
Max Pressure	40 PSI
Power Source	4 "AAA" batteries; strength indicator
Wetted Materials	Polypropylene; 304 Stainless Steel; Ryton; Viton® seals
Housing Chamber	Polypropylene
Moisture Sealed	Yes; with sealed circuitry
Batch Count	Yes
Total Count	Yes
Units Measured	Gallons, Liters and Ounces
Chemically Resistant	Yes
Calibration	Preset, Quick List or Manual
Saved Calibrations	5
Dimensions	5-1/4" W x 7-1/4" H x 4-1/4" D
Weight	1.5 lbs

ORDERING INFORMATION		
PRODUCT #	PRODUCT #	PRODUCT #
<b>DURA-ABV-B</b>	<b>MEVX100B</b>	<b>DURA-ABV MEVX Connector Kit</b>
DESCRIPTION	DESCRIPTION	DESCRIPTION
Dura Auto-Batch™ Meter with Banjo Connector	Banjo MEVX Manifold Valve	Dura-ABV MEVX Manifold Accessory Plumbing Kit

*Always turn pump off and disconnect system from power when not in use.  
Never leave unattended while in use.*

## How It Works

- 1 Close Valve 1 to activate the venturi.
  - 2A Open Valve 2A to add material (AMS, jugged product) from inductor cone.
  - OR
  - 2B Open Valve 2B to pull in chemicals directly from totes through Auto-Batch Control Valve system
  - 3 Select the volume desired on each meter
  - 4 Press START on each meter
  - 5 Banjo EVX® Valve will open, fluid is measured and valve automatically closes upon batch completion.
  - 6 Recommended water line to flush plumbing after each batch.
- \*Recommend closing valves on source totes between batches.



## SIMPLE

- Select volume desired
- Press START
- Banjo EVX<sup>®</sup> Valve will open, fluid is measured and valve automatically closes upon completion

## SMART

- Eliminates operator error and herbicide exposure
- Inventory management
- Ability to save up to five calibrations and measure in gallons, liters and ounces

## ECONOMICAL

- Consists of a Dura Auto-Batch<sup>™</sup> Control Valve and Banjo EVX<sup>®</sup> Valve
- Multiple units can be used in manifold application
- Ideally suited with venturi driven chemical handling system



**VERSATILITY**  
*Mount ABV vertically or horizontally*

Video available at  
[www.DuraProducts.com/videos](http://www.DuraProducts.com/videos)

Spray Carrier

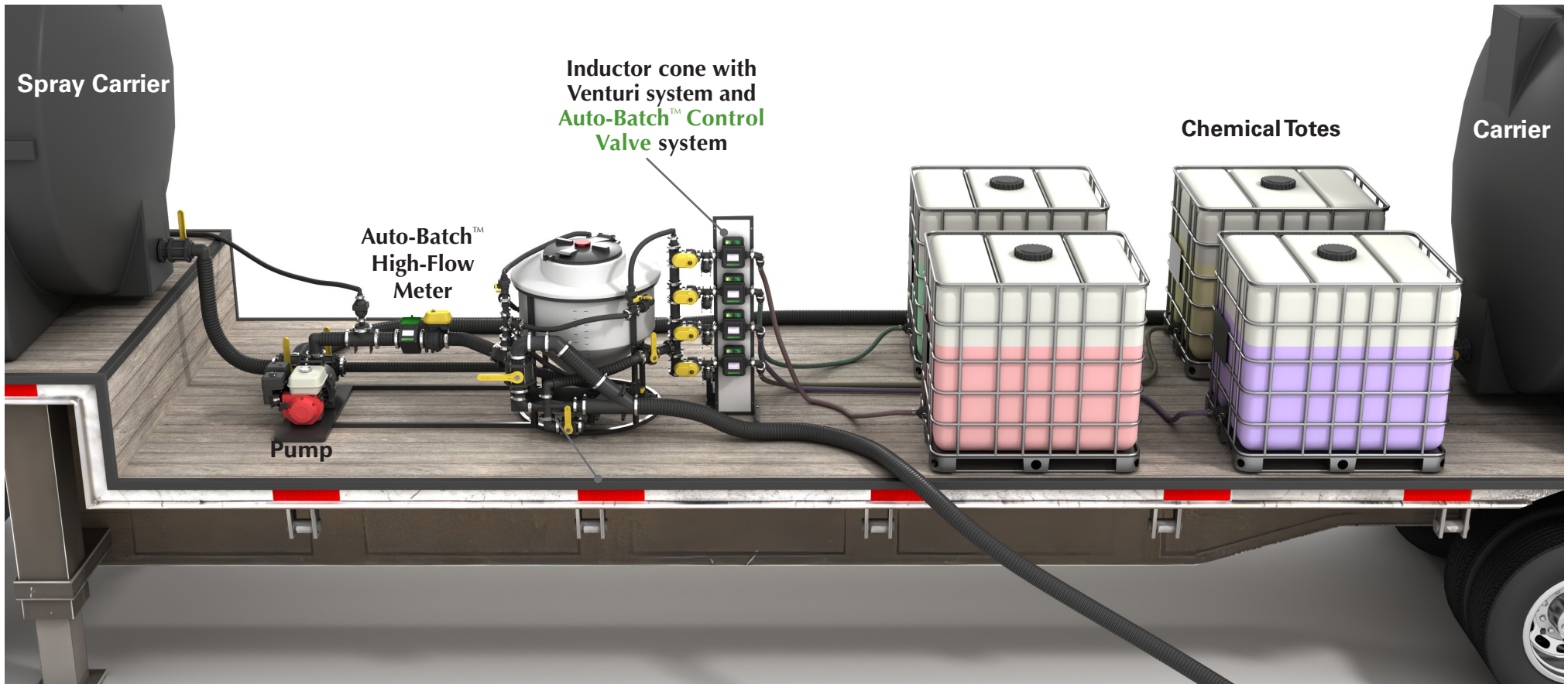
Inductor cone with  
Venturi system and  
Auto-Batch<sup>™</sup> Control  
Valve system

Auto-Batch<sup>™</sup>  
High-Flow  
Meter

Pump

Chemical Totes

Carrier



# Dura Auto-Batch™ Easy-Caddy

The Dura Auto-Batch™ Easy Caddy is a semi-automatic herbicide transfer system.



Tanks, Totes and Drums sold separately.



## How It Works

- 1 Select the volume desired
- 2 Press START
- 3 The pump will begin to dispense fluid then automatically shut off upon completion

- Intuitive interface allows for the selection of manual or automatic operation with the flip of a switch
- High-flow pump with up to 18GPM/68LPM flow rate
- Optimized for repeatable batching; return to the last volume amount dispensed
- Includes Dura-Meter™ with impact resistant Lexan™ faceplate
- Available in 12 Volt or 110 Volt, and Viton®, EPDM, or Silicone options
- Measures in gallons, liters and ounces
- Includes a 2-year Warranty & Maintenance Program

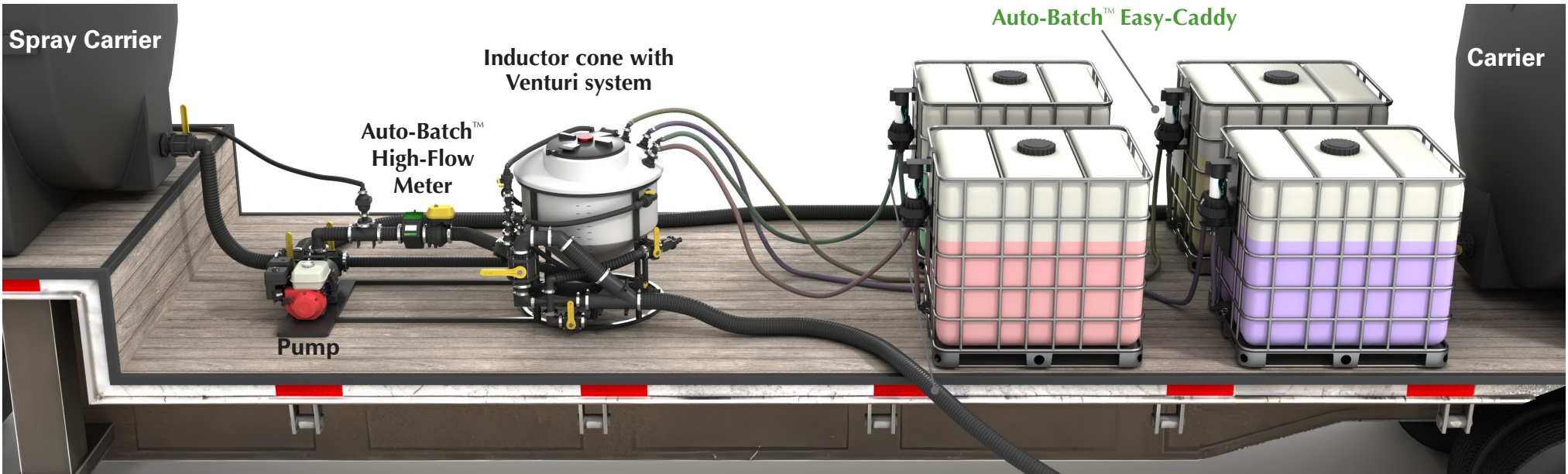


Plumb our Auto-Batch™ Easy-Caddy system to every tote in an existing batch mixing system.

### ORDERING INFORMATION

12 VOLT	110 VOLT
DPABS-6318V-12 Viton®	DPABS-6318V-110 Viton®
DPABS-6318E-12 EPDM	DPABS-6318E-110 EPDM
DPABS-6318S-12 Silicone	DPABS-6318S-110 Silicone

*Always turn pump off and disconnect system from power when not in use.*



# Dura Auto-Batch™ High-Flow Meter

## Auto-Batch™ High-Flow Meter

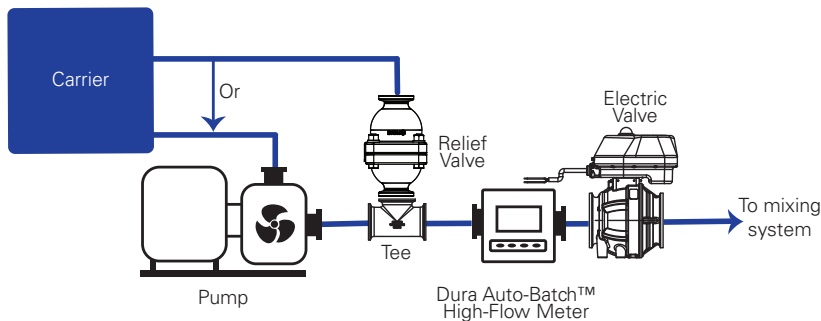
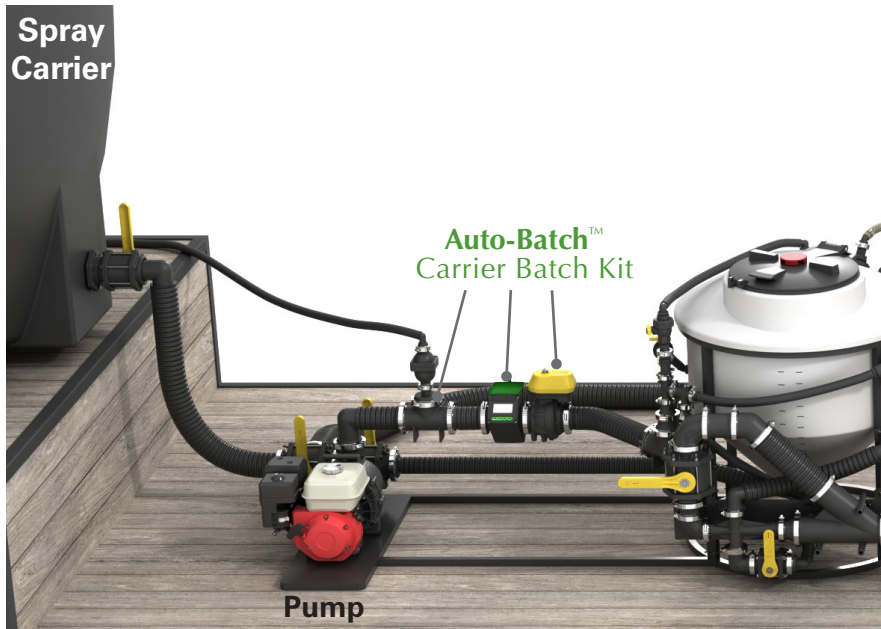
is a reliable spray carrier meter between the pump and mixing system.

### 2" & 3" High-Flow Dura-Meter™

- Intuitive menu-driven backlit display
- Accuracy +/- 0.5% with manual field calibration
- Full port with industry standard manifold M220 or M300 flanges
- Works with non-conductive materials
- Includes a 2-year Warranty & Maintenance Program

### Auto-Batch™ Features

- Controls carrier flow using a 12-volt DC electric ball valve
- Easily select manual or automatic operation
- Returns to last volume amount dispensed for easy repeatable batching
- Displays message when batch is completed
- Optional relief valve plumbing kit for use with electric valve
- Banjo® EVX® 2" or 3" Valves available for tank bypass system



\* With manual calibration



2" HIGH-FLOW AND 3" HIGH-FLOW COMPARISON		
Specifications	2"	3"
Nominal Size	2"	3"
Model	DP-HFM2	DP-HFM3
Connection	M220 flange	M300 flange
Meter Accuracy	+/- 0.5%*	+/- 0.5%*
Fluid Flow Initiates Measurement	Yes	Yes
Battery Size/Voltage	(2) 9 Volt	(2) 9 Volt
Battery Life Indicator	Yes	Yes
Backlit Display	Yes	Yes
Maximum Pressure	150 PSI	150 PSI
Minimum GPM	40	80
Maximum GPM	300	700
Minimum Temp	+ 32 °F	+ 32 °F
Maximum Temp	+ 140 °F	+ 140 °F
Meter Type/Style	Paddlewheel	Paddlewheel
Body Construction Material	GF Polypropylene	GF Polypropylene
Paddlewheel Bearing	Sapphire	Sapphire

ORDERING INFORMATION		
2"	DPAB-HFM2KITV Viton®	DPAB-HFM2KITE EPDM
3"	DPAB-HFM3KITV Viton®	DPAB-HFM3KITE EPDM

KIT CONTAINS	
Valves	Custom Pressure Relief & Electric Valve
Meter	Auto-Batch™ High-Flow Meter
Other	All hose clamps, gaskets, reducer couplings, and tees.

# DURA-PUMP™ EASY CADDY

Tanks, Totes and Drums sold separately.



**TOP MOUNT**  
Easy Caddy secured on top of tote if not stacking



**SIDE MOUNT**  
Easy Caddy secured on side of tote for easy stacking



**BOTTOM MOUNT**  
Easy Caddy used from the bottom of tote for easy stacking



## Customer Benefits

**Fast**  
**Simple**

**Safe**

	1 Easy Caddy	2 Auto-Batch Easy Caddy	3 Auto-Batch Control Valve	4 Auto-Batch Direct Injection
Number of Chemicals to Blend at same time	1	1	1	4+
Speed to fill*	20	20	10	5
Reduce operator mistakes	Simple chemical measuring	Simple chemical batching	Chemical batching with inductor	Simple to program and run batches
Increase Accuracy				
Reduce chemical exposure	No jug dumping	No jug dumping	Closed Transfer	Closed Transfer
Recirculation	Optional	Optional	No	Yes

\*4 Bulk Products

- The Easy Caddy can be mounted in six different configurations on a variety of tank/tote and drum types
- Use it mounted on top of a tank or on top of a 30/55-Gallon Drum, on the side of tank, or off the ground depending on user preference
- Conversion kits are available to mount a system on Monsanto or Snyder type tanks
- Recirculation kits are available
- Includes a 2-year Warranty & Maintenance Program



PUMPING SYSTEM CONTAINS	
Pump	High-Flow Dura-Pump™
Suction Hose	1" x 5ft, 1.5m
Discharge Hose	1" x 12ft, 3.6m
Nozzle	Ball valve
Camlock	2"
Meter	Dura-Meter™ (optional)
Other	All hose clamps, bars and nipples

ORDERING INFORMATION	
12 VOLT WITH METER	110 VOLT WITH METER
DPEM-6318V-12 Viton®	DPEM-6318V-110 Viton®
DPEM-6318E-12 EPDM	DPEM-6318E-110 EPDM
DPEM-6318S-12 Silicone	DPEM-6318S-110 Silicone
12 VOLT NO METER	110 VOLT NO METER
DPE-6018V-12 Viton®	DPE-6018V-110 Viton®
DPE-6018E-12 EPDM	DPE-6018E-110 EPDM
DPE-6018S-12 Silicone	DPE-6018S-110 Silicone

Always turn pump off and disconnect system from power when not in use.



**DURA PRODUCTS**  
Technology with Lasting Value  
[www.DuraProducts.com](http://www.DuraProducts.com)  
Arcadia, IN 46030 | (317) 984-4003