




DURA PRODUCTS

DURA-METER™




The meter will turn **ON** with any button press or when fluid passes through the meter. It will turn **OFF** when not in use.

Use buttons to navigate the four main menus; **Reset**, **Program**, **Calibration**, **Info**. The buttons correspond to the on screen indicators.



4-AAA batteries provide about 70 hours of use with the backlight turned **ON**, and about 300 hours with the backlight **OFF**.



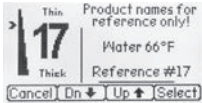
Operating Temp	-10°F to 130°F, -23°C to 54°C
Flow Rate	2 to 22GPM, 7.5 to 83LPM
Meter Accuracy	+/- .5%
Backlit LCD Display	Yes; with back-light timeout
Max Pressure	40 PSI
Power Source	4 "AAA" batteries; strength indicator
Nutating Disc	Yes
Wetted Materials	Polypropylene; 304 Stainless Steel; Rytan; EPDM, Viton® or Silicone seals
Housing Chamber	Polypropylene
Moisture Sealed	Yes; with sealed circuitry
Amount Metered	Yes
Batch Count	Yes
Units Measured	Gallons, Liters and Ounces
Chemically Resistant	Yes
Calibration	Quick List or Manual
Dimensions	5-1/4" W x 5-1/4" H x 4-1/4" D
Weight	1.5 lbs
EPA Compliant	Yes

TECHNICAL SPECIFICATIONS

CALIBRATION

NOTE: Use a primed system. Verify your calibration. Fluid viscosity changes with temperature.

QUICK LIST



Select a thickness number. For most agricultural chemicals, 8 is a good starting point.



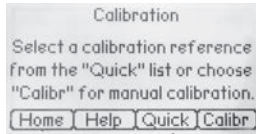
Check

Pump 5 Gallons and see how close you are

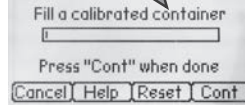
Adjust

Each reference number represents 1% change. If the meter reads high, lower the number. (meter shows 5.25 gallons, adjust the number down 5% or 5 numbers.)

Repeat as needed

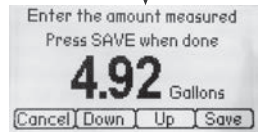


MANUAL



Once the cal jug has 5 gallons in it, Press "Cont"inue button

Adjust "Up" or Down" to match the volume in the Cal Jug



Press save & **VERIFY!**

METHOD TRAITS

QUICK LIST

- Number is the same across any Dura-Meter, great for fleet use

MANUAL

- Most accurate
- Usually only takes one attempt
- Adjustable to compensate for different measurement containers; 2.5-7 Gallon range

DURA AUTO-BATCH™ Meter

Fast. Simple. Safe.™



Operating Temp	-10°F to 130°F, -23°C to 54°C
Flow Rate	2 to 22GPM, 7.5 to 83LPM
Meter Accuracy	+/- .5%
Backlit LCD Display	Yes; with back-light timeout
Max Pressure	40 PSI
Power Source	4 "AAA" batteries; strength indicator
Nutating Disc	Yes
Wetted Materials	Polypropylene; 304 Stainless Steel; Rytan; EPDM, Viton® or Silicone seals
Housing Chamber	Polypropylene
Moisture Sealed	Yes; with sealed circuitry
Amount Metered	Yes
Batch Count	Yes
Units Measured	Gallons, Liters and Ounces
Chemically Resistant	Yes
Calibration	Quick List or Manual
Dimensions	5-1/4" W x 6-1/2" H x 4-1/4" D
Weight	2.6 lbs
EPA Compliant	Yes

TECHNICAL SPECIFICATIONS

5 SAVED CALIBRATIONS

This meter is equipped with the ability to save and recall five different manual calibrations. Always be aware of the cal factor or Fluid # being used and **VERIFY!**

SAVING:

Manually calibrate. After pressing "Cont", you will be prompted to enter the fluid # where you want the calibration stored.

Choose a PreCal Number to save your fluid calibration #

Fluid 1 Fluid 2 Fluid 3 Next

RECALLING:

Hold down the "Cal" button. Select "PreCal" and then the Fluid #.

Home PreCal Quick Calibr

NOTE: Use a primed system. Always verify your calibration. Fluid viscosity changes with temperature.



NOTE: The calibration setting that is used in Auto mode, is the last calibration the meter was assigned.

AUTO-BATCH™ OPERATION

- 1 Turn meter screen on by pressing any button, the "Power" light will be on if connected to power.
- 2 Press Auto
- 3 Set Amount
- 4 Press Start (this puts meter into Auto-Batch mode, "Run" light will come on)
- 5 The pump will begin to dispense fluid and automatically shuts off when complete.

PUMP SWITCH OPERATION

Pump switch must be in the ON position for Auto mode to work.

VOLUME ADJUSTMENT



Use "Up" or "Down" buttons to change amount. Scroll speed increases the longer you hold the buttons. "Reset" defaults to 10Gal, 40L, & 128Oz.



DURA PRODUCTS

Technology with Lasting Value

www.DuraProducts.com

Arcadia, IN 46030 | (317) 984-4003

ABS_MeterManual_022026